

# PLACERVILLE POLICE DEPARTMENT

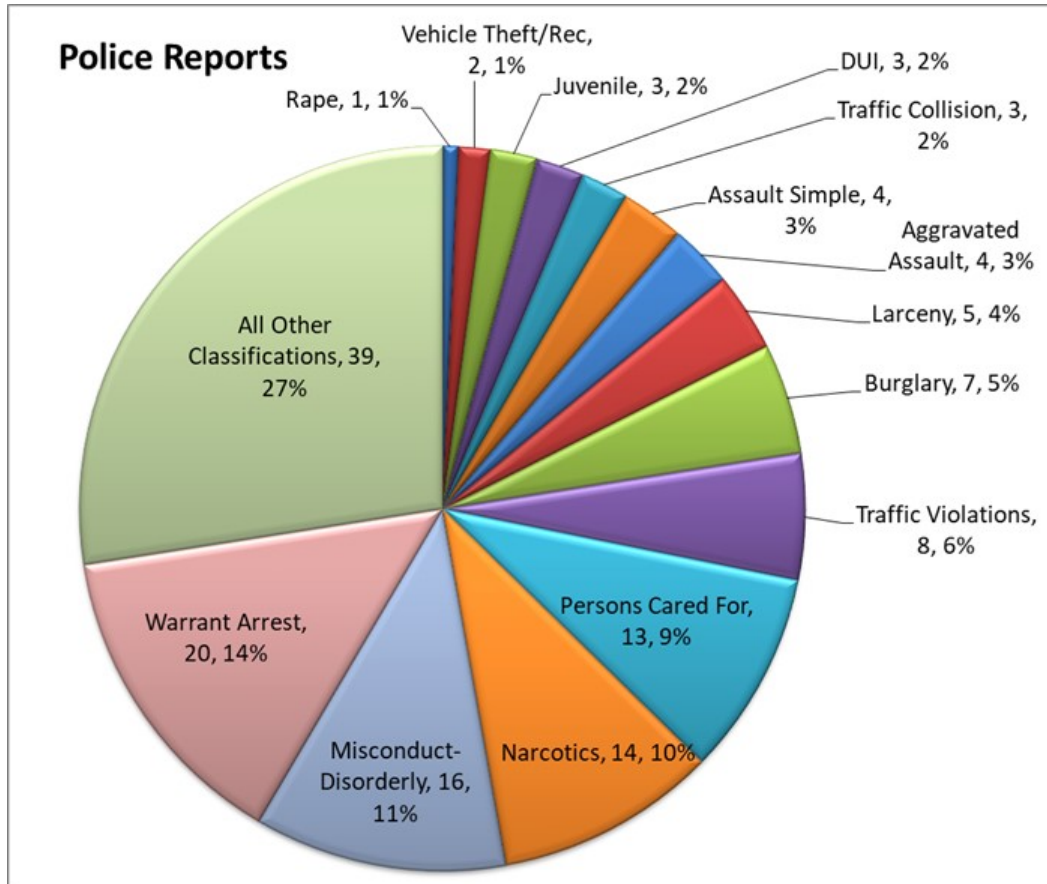
## PATROL ~ DISPATCH ~ INVESTIGATIONS

### February 2023

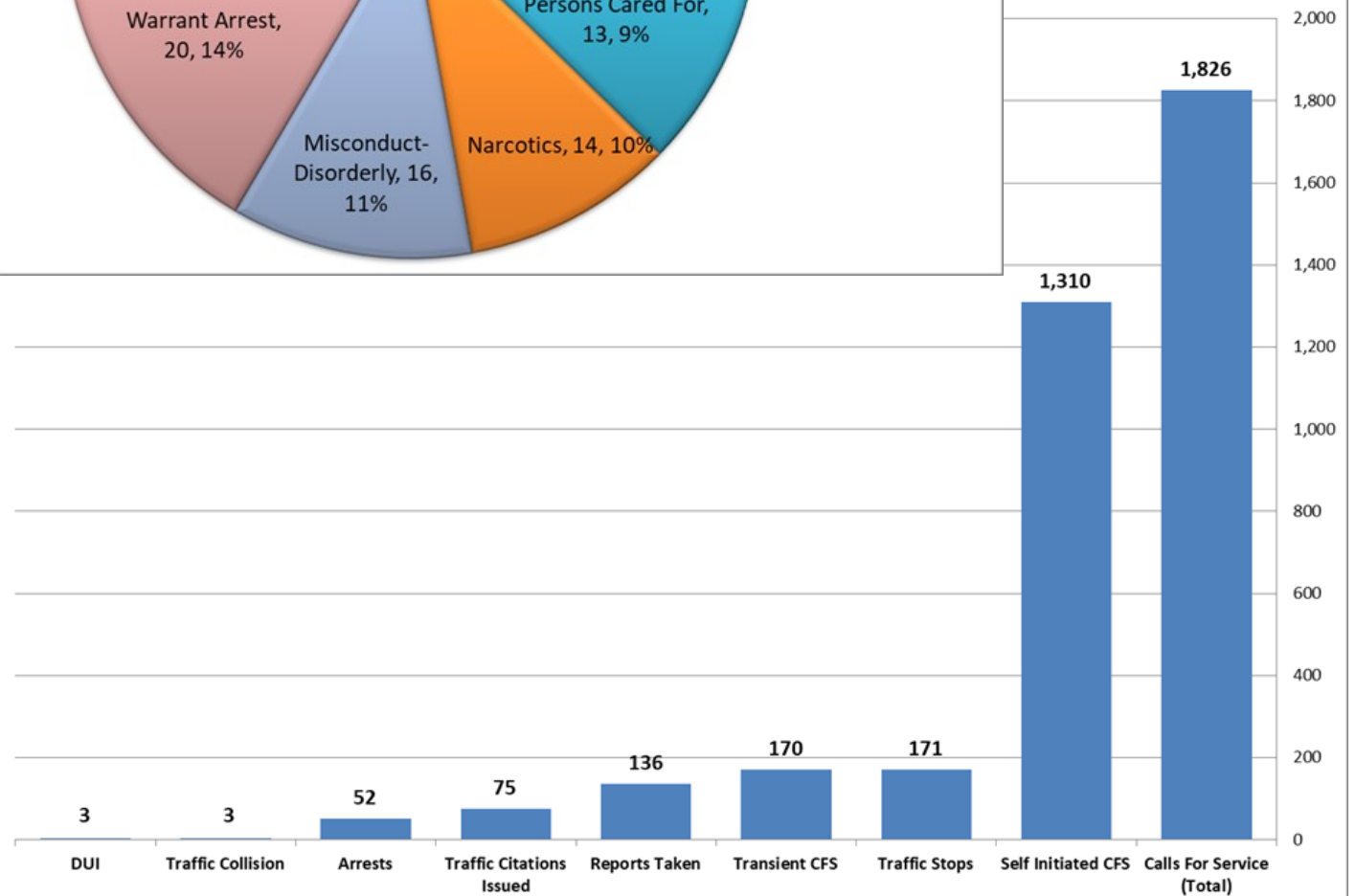
PRESENTED TO COUNCIL: March 14, 2023



## POLICE REPORTS AND SERVICE DEMANDS



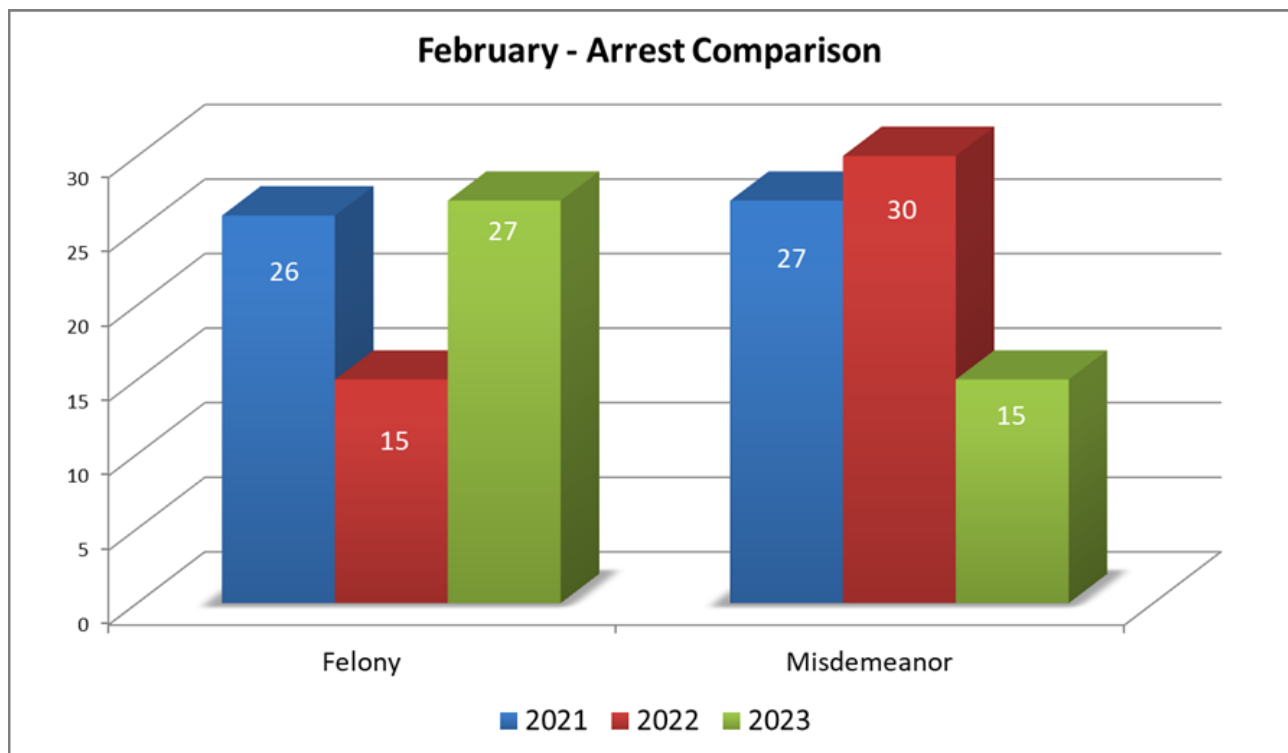
### Service Demands



## PART ONE CRIMES (UCR)

2023	Jan	Feb	Mar	Apr	May	Jun	Jul	Aug	Sep	Oct	Nov	Dec	YTD 2023
Homicide	0	0											0
Rape	0	1											1
Robbery	4	0											4
Agg. Assault	7	4											11
Burglary	1	7											8
Larceny	17	5											22
Veh. Theft	0	2											2
Arson	0	0											0
<b>TOTAL</b>	<b>29</b>	<b>19</b>	<b>0</b>	<b>0</b>	<b>0</b>	<b>0</b>	<b>0</b>	<b>0</b>	<b>0</b>	<b>0</b>	<b>0</b>	<b>0</b>	<b>48</b>

## ARRESTS



	February 2021	February 2022	Percent of Change 21/22	February 2023	Percent of Change 22/23
<b>Arrests</b>					
<b>Felony</b>	26	15	-42%	27	80%
<i>Health &amp; Safety Code</i>	1	0	-100%	1	100%
<i>Penal Code</i>	24	15	-38%	25	67%
<i>Vehicle Code</i>	1	0	-100%	1	100%
<b>Misdemeanor</b>	27	30	11%	25	-17%
<i>Health &amp; Safety Code</i>	5	5	0%	7	40%
<i>Penal Code</i>	17	15	-12%	15	0%
<i>Vehicle Code</i>	5	10	100%	3	-70%

## TRAFFIC

	February 2021	February 2022	Percent of Change 21/22	February 2023	Percent of Change 22/23
<b>Traffic</b>					
Citations	150	73	-51%	75	3%
Traffic Stops	262	239	-9%	171	-28%
DUI	7	9	29%	3	-67%
Traffic Collision	5	5	0%	3	-40%

## DISPATCH

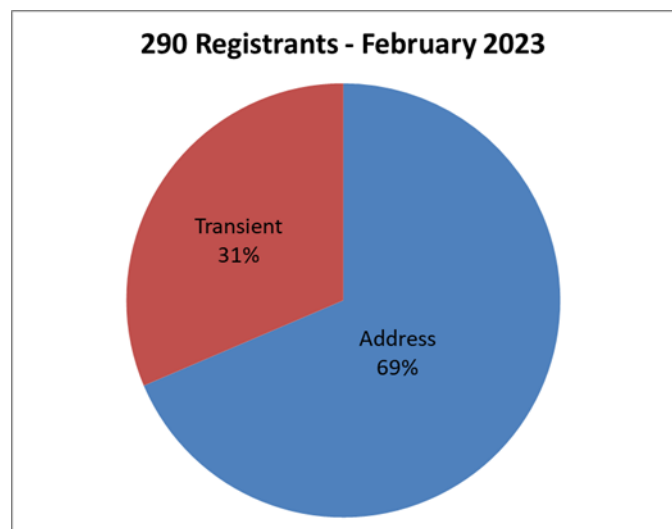
	February 2021	February 2022	Percent of Change 21/22	February 2023	Percent of Change 22/23
<b>Dispatch</b>					
Calls for Service (CFS)	1,914	1,890	-1%	1,826	-3%
Transient Related	115	165	43%	170	3%
CFS Average 24 hr.	70	69	-1%	67	-3%
Priority 1 Response Time	4:16	4:29	0:13	4:18	0:11

## REPORTS

	February 2021	February 2022	Percent of Change 21/22	February 2023	Percent of Change 22/23
<b>Reports</b>					
General Crime	151	139	-8%	136	-2%
5150 W.I.	8	9	13%	9	0%
Field Interview	15	6	-60%	6	0%

## 290 PC SEX-REGISTRANTS

290 PC Sex—Registrants currently registered in the City Limits of Placerville —35  
 Address—24 (2) Above Ave. Risk (1) Ave. Risk (1) Low Risk  
 Transient—11 (2) High Risk (1) Above Ave. Risk (1) Ave. Risk



## INVESTIGATIONS/CRIME REDUCTION TEAM

Investigations 2023 open case load is currently 18. The Crime Reduction Team consists of a sergeant and two detectives to meet the needs of the department and the community.

The daily duties and responsibilities of the CRT varies greatly, but can be summed up as encompassing warrant arrests, case follow-up, rapid response to crime-related tips and self-initiated investigations.

### Crime Reduction Team and Investigations – Notable Activity

- CRT coordinated with allied agencies and HHS for Upper Broadway Dr. Outreach for the entire month of February. Contacted 55 individuals, with the focus of identifying those that are camping in the area.
- Numerous individuals signed up for the Navigation Center interest list for the Feb 7, 2023 opening of the facility.
- February 27 – Start of Broadway Dr. cleanup with Caltrans and CHP. All individuals that were still on the hillside complied with CHP to leave the hillside.
- March 8, 2023 – Navigation Center is seeing an average of 4 – 6 individuals per day in their intake. Currently there are 45 individuals in the Navigation Center.